




Rhythm Drills


Unit B Lesson 1


*Always observe the indicated sticking pattern and remember to count while you play!
Play each line at least ten times before moving on to the next rhythm.*


1 
R L R L


9 
R L R L R L


2 
R L R L R L R L


10 
R R L R L R


3 
R L R L R L R


11 
R R L R R L


4 
R L R L R R L


12 
R L R R L R


5 
R L R R L R L


13 
R L R L R L


6 
R R L R L R L

14 
R L R L R L

7 
R L R L R L

15 
R L R L R L

8 
R L R R R L

16 
R L R L R L

Rhythm Etudes


Apply the stickings indicated in the rhythm drills and remember always to count while you play!


Unit B
Lesson 1




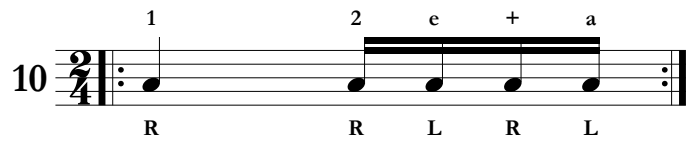
Rhythm Drills


*Always observe the indicated sticking pattern and remember to count while you play!
Play each line at least ten times before moving on to the next rhythm.*


1 
R L R R L


9 
R L R R L

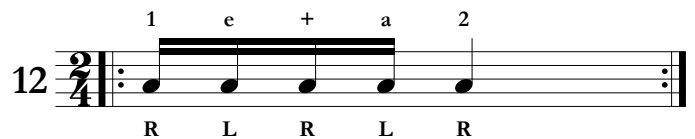
2 
R L R L R


10 
R R L R L


3 
R R L R L


11 
R L R L R


4 
R L R R L

12 
R L R L R

5 
R R L R L

13 
R L R L R

6 
R L R L R

14 
R L R R L

7 
R L R R L

15 
R L R R L

8 
R R L R L

16 
R R L R L

Rhythm Etudes

Apply the stickings indicated in the rhythm drills and remember always to count while you play!

Unit B
Lesson 2



Rhythm Drills

Unit B Lesson 3

*Always observe the indicated sticking pattern and remember to count while you play!
Play each line at least ten times before moving on to the next rhythm.*

1 1 e + a (2)
R L R L

9 1 + 2 e (+)
R L R L

2 (1) + a 2 e (+)
R L R L

10 (1) + 2 + a
L R R L

3 (1) 2 e + a
R L R L

11 1 e (+) 2 +
R L R L

4 1 e (+) (2) + a
R L R L

12 1 + a (2) +
R R L L

5 1 + a 2
R R L R

13 1 + (2) + a
R L R L

6 1 e + (2) +
R L R L

14 1 e + 2
R L R R

7 1 2 + a
R R R L

15 (1) + a 2 +
R L R L

8 (1) + 2 e +
L R L R

16 1 2 e +
R R L R

Rhythm Etudes

Apply the stickings indicated in the rhythm drills and remember always to count while you play!


Unit B
Lesson 3





Rhythm Drills


*Always observe the indicated sticking pattern and remember to count while you play!
Play each line at least ten times before moving on to the next rhythm.*


1 


9 


2 


10 


3 


11 


4 


12 

5 


13 


6 

14 

7 


15 


8 


16 


Rhythm Drills


*Always observe the indicated sticking pattern and remember to count while you play!
Play each line at least ten times before moving on to the next rhythm.*


1 


9 


2 


10 


3 


11 


4 


12 


5 


13 


6 

14 

7 

15 


8 


16 


Rhythm Drills


Unit B Lesson 6


*Always observe the indicated sticking pattern and remember to count while you play!
Play each line at least ten times before moving on to the next rhythm.*


1 
R L R L L


9 
R R L L L


2 
R L L R L


10 
R L L L R


3 
R L R L L


11 
L L R R L


4 
R R L L R


12 
L R R L L


5 
R L L R L


13 
L L L R L


6 
L R R R L

14 
L L R L L

7 
L R L R L

15 
L R L L L

8 
R L L R L

16 
R L L L L

Rhythm Etudes


Apply the stickings indicated in the rhythm drills and remember always to count while you play!


Unit B
Lesson 6

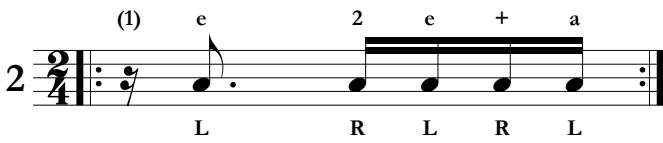



Rhythm Drills


*Always observe the indicated sticking pattern and remember to count while you play!
Play each line at least ten times before moving on to the next rhythm.*


1 
R L L R L


9 
R L R L L


2 
L R L R L


10 
R L L R L


3 
R L R L L


11 
L L R L R


4 
R L R L L


12 
R L R L L


5 
L R L R L


13 
L R L R L


6 
R L R L L

14 
L R L L R

7 
L R L R L

15 
R L R L

8 
R L L R L

16 
R L R L

Rhythm Etudes


Apply the stickings indicated in the rhythm drills and remember always to count while you play!


Unit B
Lesson 7





Rhythm Drills


*Always observe the indicated sticking pattern and remember to count while you play!
Play each line at least ten times before moving on to the next rhythm.*


1 
R L R L


9 
R L R L


2 
R L L R


10 
L R L R


3 
R L R L


11 
L L L R


4 
L R R L


12 
L L R L


5 
R L L L


13 
L R L L


6 
R L L R

14 
R L L L

7 
L L R L

15 
L L L L

8 
L R R L

16 
R L L L

Rhythm Etudes


Apply the stickings indicated in the rhythm drills and remember always to count while you play!


Unit B
Lesson 8





Rhythm Drills


*Always observe the indicated sticking pattern and remember to count while you play!
Play each line at least ten times before moving on to the next rhythm.*


1 
R L L L


9 
R R L L


2 
L R L L


10 
R L L R


3 
L R L L


11 
L R R L


4 
L L R L

12 
L R R L


5 
R L L R

13 
R L R L

6 
L R R L

14 
R L R L

7 
R R L L

15 
L R L R

8 
R R L L

16 
R L R L

Rhythm Etudes

Apply the stickings indicated in the rhythm drills and remember always to count while you play!



Rhythm Drills

*Always observe the indicated sticking pattern and remember to count while you play!
Play each line at least ten times before moving on to the next rhythm.*

1

9

2

10

3

11

4

12

5

13

6

14

7

15

8

16

Rhythm Etudes

Apply the stickings indicated in the rhythm drills and remember always to count while you play!

