

Rhythm Drills

Unit C Lesson 1

*Always observe the indicated sticking pattern and remember to count while you play!
Play each line at least ten times before moving on to the next rhythm.*

1

R L

9

L R L R L

2

R L R L R L

10

R L R R L

3

R L R L

11

R L R L

4

R L R L

12

R L R L

5

R R L R L

13

R L R L

6

R L R L L

14

R L R L

7

R L L R L

15

R L L L

8

R L R L R


16

R R R

Rhythm Etudes


Apply the stickings indicated in the rhythm drills and remember always to count while you play!

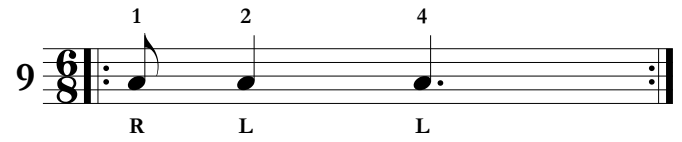
Unit C
Lesson 1





Rhythm Drills

*Always observe the indicated sticking pattern and remember to count while you play!
Play each line at least ten times before moving on to the next rhythm.*


1 

9 


2 

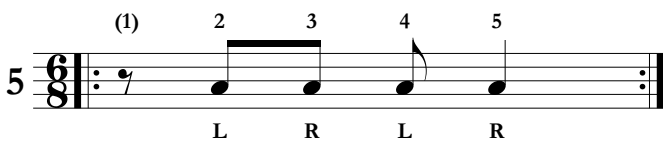
10 


3 

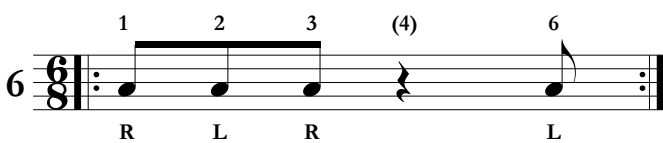
11 


4 


12 


5 

13 

6 

14 

7 

15 

8 

16 

Rhythm Etudes

Apply the stickings indicated in the rhythm drills and remember always to count while you play!

Unit C
Lesson 2



Rhythm Drills

*Always observe the indicated sticking pattern and remember to count while you play!
Play each line at least ten times before moving on to the next rhythm.*

1

(1) 2 4 6
L L L

9

1 2 3 (4)
R L R

2

1 2 (4) 6
R L L

10

(1) 2 4 5
L L R

3

(1) 3 4 5
R L R

11

1 2 (4) 5
R L R

4

(1) 2 3 (4) 6
L R L

12

1 (4) 5
R R

5

(1) 2 3 (4) 5
L R R

13

1 (4) 6
R L

6

(1) 2 (4) 5 6
L L R

14

(1) 2 (4) 5
L R

7

(1) 3 (4) 5 6
R R L

15

(1) 2 4
L L

8

(1) 4 5 6
L R L

16

(1) 2 (4) 6
L R

Rhythm Etudes

Apply the stickings indicated in the rhythm drills and remember always to count while you play!

Unit C
Lesson 3

